

# The Navigator

The Newsletter of Alamo Squadron

*The San Antonio chapter of the International Plastic Modelers' Society  
A registered 501c-7*



January 2019

IPMS/USA Chapter of the Year: 1999 & 2005

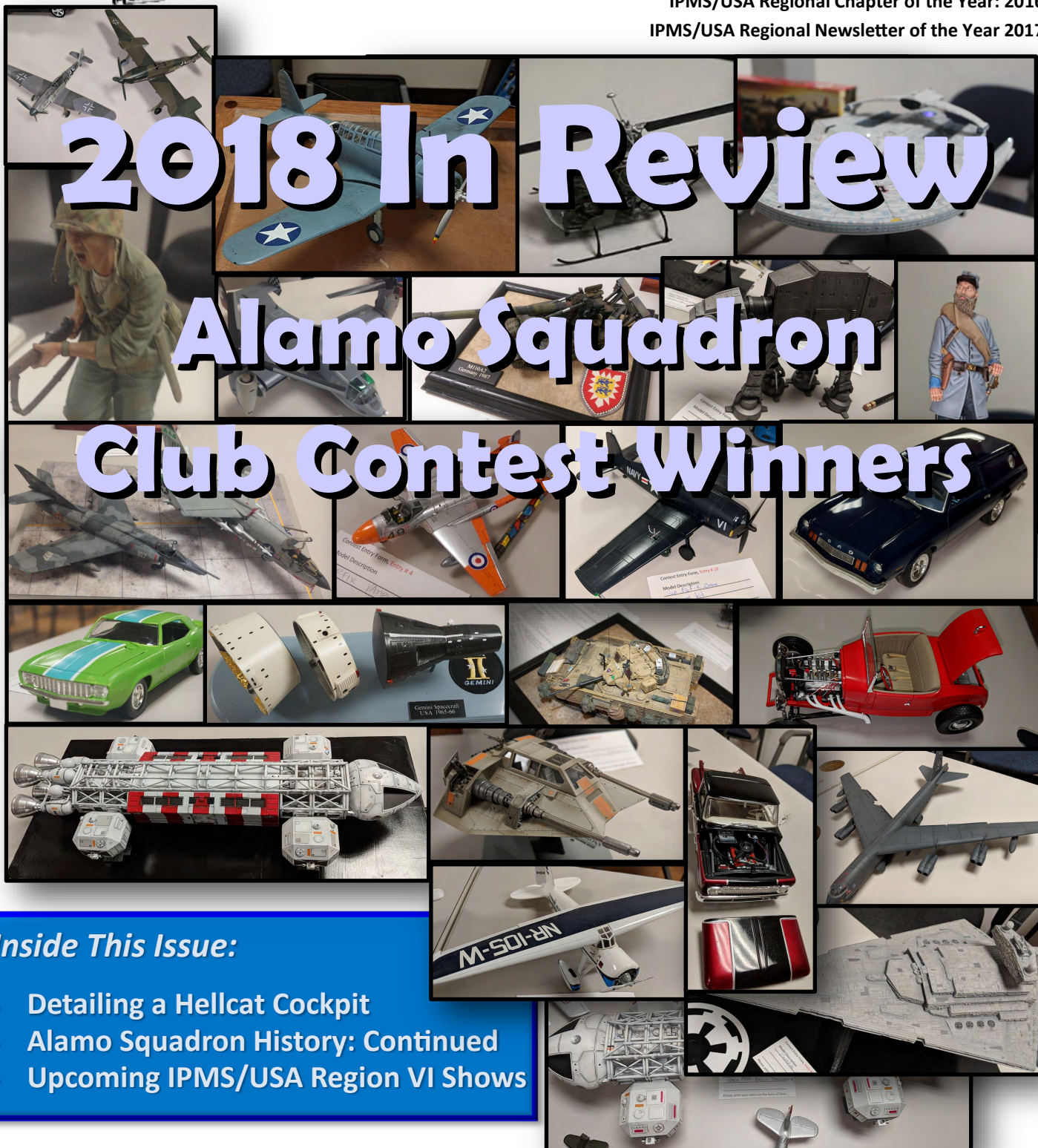
IPMS/USA Regional Chapter of the Year: 2016

IPMS/USA Regional Newsletter of the Year 2017

## 2018 In Review

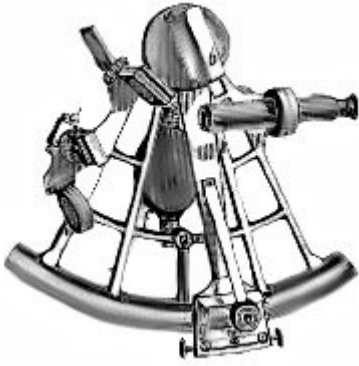
## Alamo Squadron

## Club Contest Winners



### Inside This Issue:

- Detailing a Hellcat Cockpit
- Alamo Squadron History: Continued
- Upcoming IPMS/USA Region VI Shows



# President's Column

By Herb Scranton III

IPMS #48314



## President's Message: January 2019

Greetings Alamo Squadron,

Hope everyone had a very Merry Christmas and got some new plastic under the tree. Surprisingly I did not, but I got some nice modeling tools, so I'm a happy camper.

The New Year is fast approaching. Last month I did a review of this past year so I would like to talk a little bit about the coming year. There are some important events ahead for the club and me. Starting in January we have our Model of the Year contest, so everyone that took a 1<sup>st</sup>, 2<sup>nd</sup>, or 3<sup>rd</sup> in one of this year's contests is eligible to compete. I wish everyone luck. This month's meeting will be a little different as we are only having the WIP and Model of the Year contest. The bulk of the meeting will be some presentations of future events by some of our members and me. The rest of the meeting will time for comradery. On the 27 of January our friends in the Swamp have their annual model contest in Lake Charles, Louisiana, I encourage everyone to attend, they are a great bunch and put on a nice contest. I will be attending and have room for 3 in my car.

Model Fiesta is just around the corner and planning is ongoing with a dress rehearsal on the 12<sup>th</sup> of January. The February meeting will be a regular meeting and the class will be on judging by Rob Booth and a last minute update from Len Pilhofer. On Friday the 15<sup>th</sup> of February the vendors start to arrive and then the big event, Model Fiesta 38.

The next important event comes in March. We will conduct a regular meeting however the business part of the meeting will be nominations for the 2019/2020 club officers. It has been a pleasure to serve the club but I will not be eligible to run this year.

April's meeting will start with the election of our new officers. At the completion of the elections the new officers will take over the meeting. Have no fear, April's meeting is already planned.

It's been a great year and I'm looking forward to serving you in the upcoming year.

Cheers, Herbert Scranton III, President







# Club Announcements

---

## ModelFiesta 38

ModelFiesta 38 planning continues this month with successful meetings that ironed out the details of a new Pre-Registration feature of the shows. Look for details at upcoming meetings and well as e-mails from the event director, Len Pilhofer. Also new this month is the first listing of the Individually Sponsored Awards (ISA) for ModelFiesta 38...they are posted to the ModelFiesta website: [www.alamosquadron.com/modelfiesta](http://www.alamosquadron.com/modelfiesta). The date of the show will be Saturday, February 16th 2019. As with previous shows will be looking for a large volunteer contingent to help out the night before and during the day of the show. Len will be bringing this up at future meetings but for now keep your calendars free for those 2 days in February.



## Monthly Contest Schedule

<b>January</b>	<b>2018 Model of the Year</b>
<b>February</b>	<b>Open</b>
<b>March</b>	<b>Open</b>
<b>April</b>	<b>It's Broken</b>

## Monthly Program Schedule


January: Important Modeling Business  
 February: IPMS Judging with Rob Booth  
 March: Ship Rigging with Lee Washburn  
 April: Polishing Enamel Paints with Herb Scranton III

## January Birthdays

Be sure to wish the following members a Happy Birthday for the month of January: Keith Rule and Julio Caro.

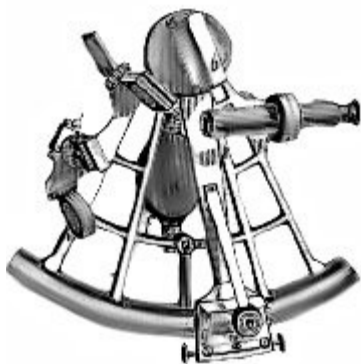
## Alamo Squadron Build Days

The next Alamo Squadron Build Day is Saturday, 5 January, 2019 from 12:00-4:00 PM. The intent of these build days is to move more of the social and building aspect of our meetings to a more conducive environment...and what better environment than a hobby store! There will be no set format but if a member wishes to see a first hand demo on a certain technique then this is the perfect opportunity to make it happen. We hope that many club members will take the opportunity to participate. And added bonus is that we will be able to recruit for Alamo Squadron while at this establishment answering any and all questions of passers-by.



**COME AND MAKE IT**  
 IPMS/USA NATIONAL CONVENTION  
**SAN MARCOS, TEXAS**  
 JULY 29 - AUG 1 2020





# Cover Story

## Alamo Squadron Club Contest Winners of 2018

**A**lamo Squadron saw significant amount of quality builds in its monthly club-level contests in 2018. At each meeting a 1st, 2nd, and 3rd place winner was judged by the members present. As is custom, we invite this past year's winners back to our January meeting to compete once more for the coveted "Model of the Year" title. Documented on the this and the following pages are all the winners eligible to compete in this year's annual contest.



**Henry Nunez**  
Charge! Pvt 4th Marine Div

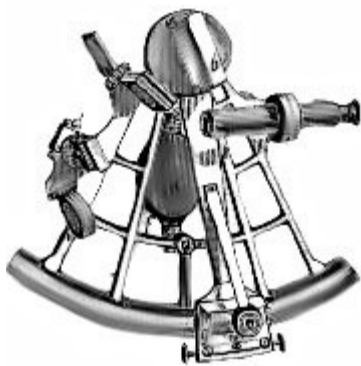


**Rob Booth**  
1/72 Vampire T.11



**Kent Knebel**  
1/48 Bell OH-13





Dana Mathes  
1/35 Warrior ACV



Len Pilhofer  
1/72 MV-22 Osprey



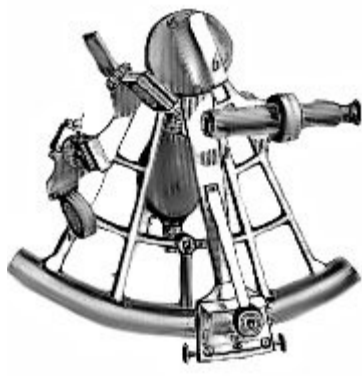
Herb Scranton III  
MPC 1978 Pinto Cruisin' Wagon



Dick Montgomery  
1/48 Vindicator







# Cover Story

## Alamo Squadron Club Contest Winners of 2018


**Charles Stone**  
1/48 Etendard & F-8 Crusader



**Kent Knebel**  
1/48 F6F-K Drone

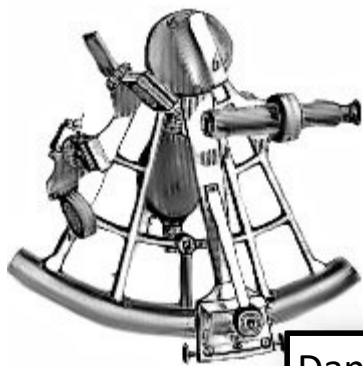


**Samuel Syverson**  
Camaro



**Craig Gregory**  
1/48 Space: 1999 Eagle Transporter





# Cover Story

## Alamo Squadron Club Contest Winners of 2018

Dana Mathes  
1/35 M110A2



Keith Rule  
1/32 Sopwith Camel

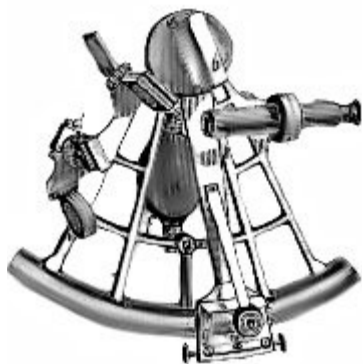


Keith Rule  
1965 Chevy Malibu SS 396




Len Pilhofer  
1/537 U.S.S. Reliant





# Cover Story

## Alamo Squadron Club Contest Winners of 2018




Dana Mathes  
Gemini Spacecraft

Gemini Spacecraft  
USA 1965-66



Gilberto Ojeda  
AT-AT

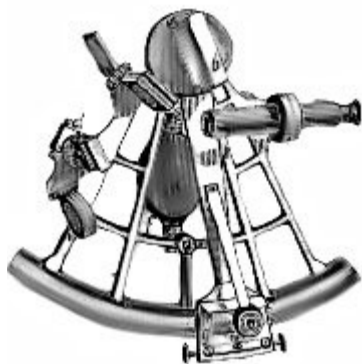


Len Pilhofer  
1/48 Space: 1999 Eagle Transporter



Henry Nunez  
Confederate Infantry Officer






# Cover Story

## Alamo Squadron Club


John Kress  
1/48 Lockheed Vega



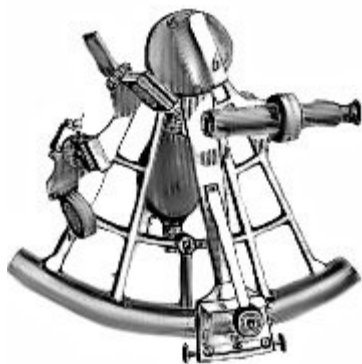
Dick Montgomery  
Snow Speeder



Keith Rule  
1929 Model A Roadster



Lee Forbes  
1/72 Me-109 & Blohm Und Voss V1



# Cover Story


## Alamo Squadron Club Contest Winners of 2018

Keith Rule  
1/25 1965 Chevy Stepside

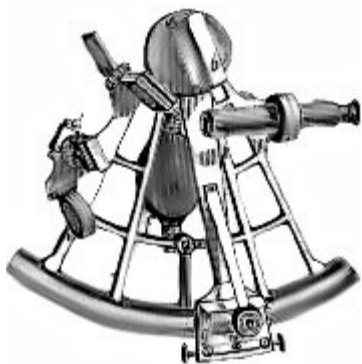


Jose Valdenegro  
1/144 B-52H

Len Pilhofer  
Imperial Star Destroyer







# Feature Story


## Detailing a Hellcat Cockpit

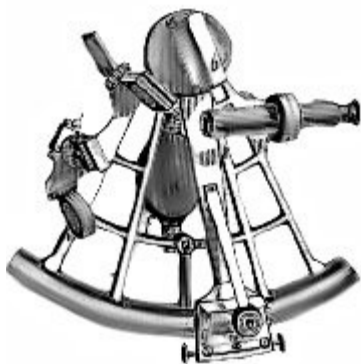
Model , Story, and Photos by Julio Caro

Recently, I had some quite time to myself with the wife and grandkids gone for the day. After taking care of some things on my “honey-do” list, I decided to drive over to Hobby Lobby to do some browsing and relax a bit. Naturally, I couldn’t help making my way over to the model kit aisle. Among the kits at hand, I came across a **Hobby Boss F6F-5 Hellcat 1/72 scale Easy Assembly Authentic Kit** (kit #80260) shown here. The kit was selling for \$9.99, but with a 40 percent discount, it came out to only \$6.48! The kit’s price, its quick-build feature and the fact I didn’t have a Hellcat in my stash of “treasures” made it an irresistible buy.



Because of the simple nature of this kit, you’re not going to find too many details or build options. For example, one thing that quickly stood out to me was how barebones the cockpit was. You get no raised panel details or decals. Take a look at these photos and you’ll see what I mean:





# Feature Story

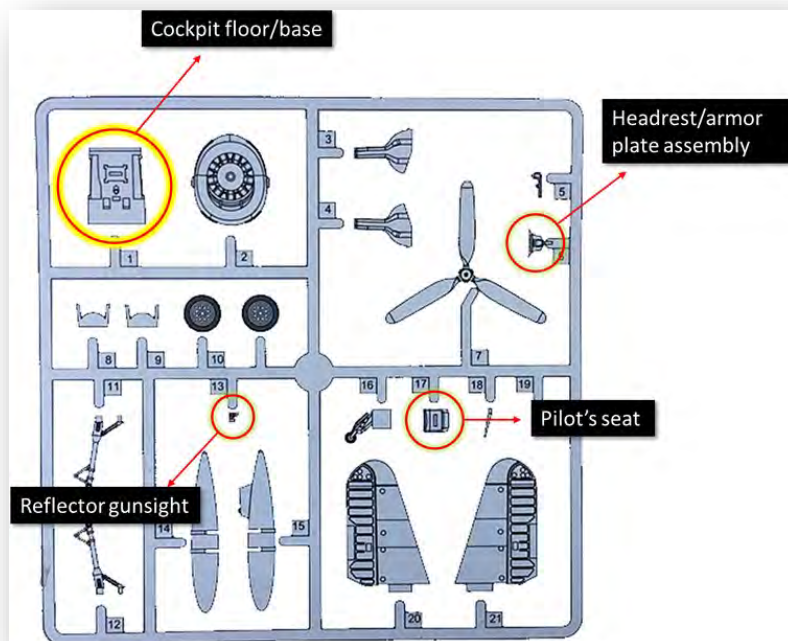
## Detailing a Hellcat Cockpit

There are only four parts you have to put together in the cockpit (well, five if you count the canopy). Reference the illustration to the right for details.

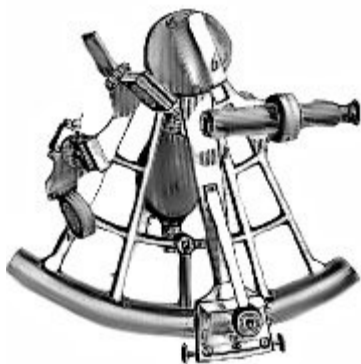
Because I enjoy a challenge, I decided to add my own details and make this otherwise austere cockpit come alive. I got to tell you though that working with 1/72<sup>nd</sup> scale parts is bit difficult to say the least, but I had a lot of fun doing it. Now that you have some background on the project, let me tell you how I did it:

The first thing I did was to paint the entire cockpit area with a couple of thin coats of **Model Master's Green Zinc Chromate - Flat 4852** acrylic paint. Next, I carefully attached and glued the **pilot's seat** to the **Cockpit floor/base** and once the glue dried, I went ahead and painted it the same color as the cockpit area. See illustration to the right.

While I waited for the paint to dry, I went ahead and glued the **reflector gunsight** and the **headrest/armor plated assembly** in place as instructed. The instructions don't specify what color to paint these parts, so I had to go online and do some research to find out. I discovered that these parts were usually painted black and/or silver.







# Feature Story

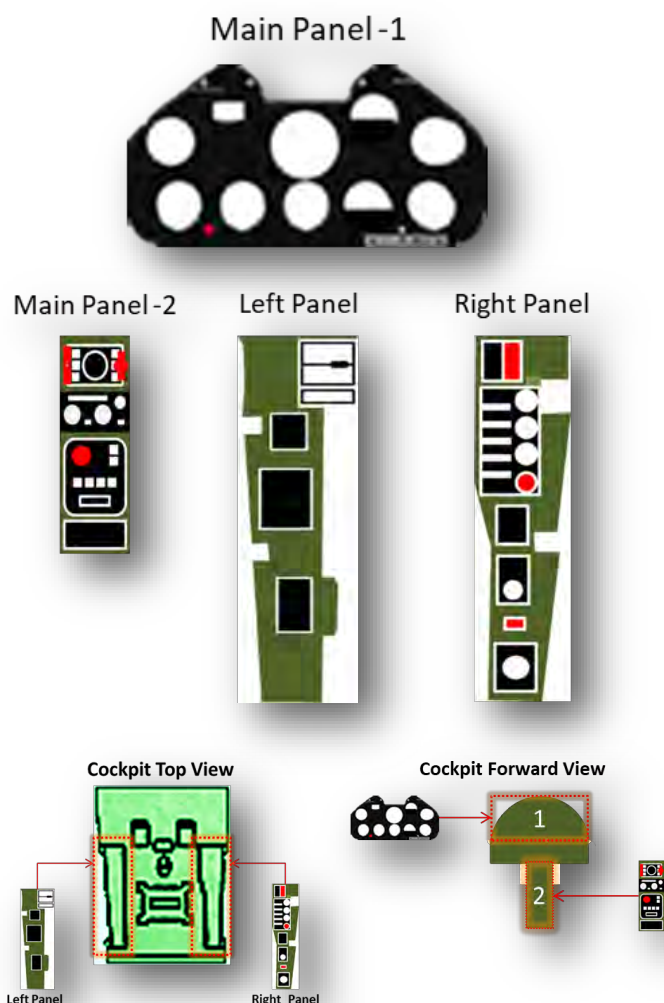
## Detailing a Hellcat Cockpit

### Manually Created and Printed Instrument Panel Parts

After all cockpit parts were painted, I began working on creating the cockpit's instrument panels by doing some online research for reference.

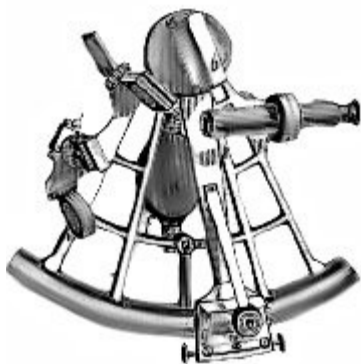
After finding the reference material I needed, I fired up my computer and brought up one my trusty photo editing programs to create the instrument panels. I tried to make them look as close as possible to the reference material I found, but because of the kit's 1/72<sup>nd</sup> scale, a lot of the details on the panel parts were lost during the print process after reducing their size to fit the actual kit parts. I had to improvise to get them as close as I could. In the end, this is what I came up with (at right):

Next, I cut out each panel part and glued them the corresponding cockpit part as shown in the illustration below. I did try to create decals of the parts, but that didn't work out very well.



Next, I started working on the seat belts using the same reference material I previously found. Once again I had to improvise because the level of detail that's lost once the size of the item is reduced to fit the kit's scale. To create the seat belts I simply used TAMIYA yellow tape. I found it easier in this case to use the metric system for the measurements. Using my hobby knife, I cut out the following strips of tape to represent the belts:

	Two <b>1 x 15 mm</b> strips of tape for the <b>vertical shoulder belts</b>
	One <b>1 x 4 mm</b> strip for the <b>center strip of the shoulder belts</b>
	Two <b>1 x 6 mm</b> strips for the two <b>lap belts</b>



# Feature Story


## Detailing a Hellcat Cockpit

After cutting the strips, I painted them a light tan color to make them resemble the real thing as closely as possible. After the strips were dried, I affixed them to the pilot's seat and painted the buckles black and silver to stand out as shown in the actual photo below:

After completing all cockpit modifications, I then assembled all the cockpit parts together according to the kit's instructions.


Unfortunately, this kit doesn't include the option of having an open canopy to display the cockpit, so I had no choice but to use included closed canopy. I thought about modifying the canopy as well, but I decided against it for fear of damaging it.

It took me about a day to complete this project. Although I realize it's far from perfect, I think overall it turned out pretty well. Working on this project taught me a lot and sharpened my modeling skills; but most importantly, I had a lot of fun in the process! In the end, isn't that what really matters?

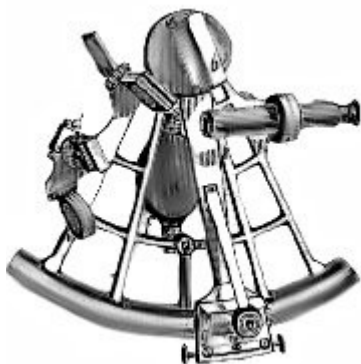


Buckles are painted black and silver to stand out.

### Before and after photos of the finished project







# Feature Story

## History of Alamo Squadron: The Club Continues to Grow

by Dick Montgomery IPMS # 14003

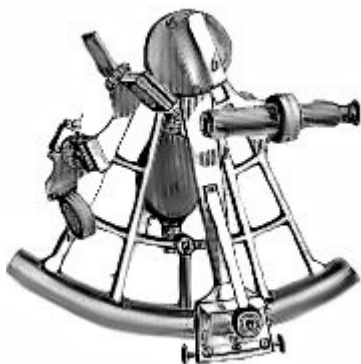


**I**n 2005, the Constitution went through a review/amendment process. One of the changes involved the timing of elections and the assumption of duties by the newly elected E-Board members. Prior to the change, the election was held in September with the officers taking up their duties, generally after the conclusion of the September meeting. The cycle of service for Officers was amended so that they would begin their term of service in April. One of the primary reasons for this change was the juxtaposition of the newly elected officers assuming their duties and the date for ModelFiesta. In previous years, with Officers not taking on their duties until September/October, issues arose with communication and coordination between the E-Board and the ModelFiesta Leadership Team. Even more importantly, the E-Board was not in an optimum position to oversee the budget of the upcoming event, and to work with the ModelFiesta Leadership Team to make sure that the event presented the philosophy of the club to the participants who came to join in this “celebration of modeling”.

2005 also marked a change in leadership within the club. For the next nine years, leadership of the club was assumed by members who, for the most part, had not previously held any elective office, but who had a great deal of “staff experience”, mostly working on the club newsletter or on the ModelFiesta Staff.

You will notice that, in some cases, there is more than one name listed for the office of the President and the Vice President. During the 2012 April to 2013 April term, Bill Gates was elected as Vice President. Bill stepped away from the office and Kent Knebel was appointed to fill that vacancy. Then, again in 2013 April to 2014 April, Dee Jacobs was elected as the President and Jerry Escobedo was elected as the Vice President. Dee relocated to the Mississippi area on a job-related move, so the Vice President, Jerry Escobedo, was sworn in as the President. Tom Sprawls became the Vice President. Of these members who volunteered to serve, and to sacrifice a considerable amount of their modeling time to handle club business, five remain as members some 4 to 13 years after serving the club. A number of these former officers are still annual participants at ModelFiesta and are actively engaged in the hobby. Some have relocated to other states, mostly for job related reasons.

	President	Vice President	Treasurer
2005 Sept -2006 April	Paul Lemmon	Rick Warring	Jeff Faucett
2006 April-2007 April	Rick Warring	Kent Knebel	Jeff Faucett
2007 April-2008 April	Rick Warring	Richard Crawford	Jeff Faucett
2008 April-2009 April	Matt Neerman	Peter Ortensie	Lee Washburn
2009 April -2010 April	Matt Neerman	Peter Ortensie	Lee Washburn
2010 April -2011 April	Dick Compton	Art Nicholson	Albert Nichols
2011 April -2012 April	Dick Compton	Bill Gates/Kent Knebel	Lee Forbes
2012 April-2013 April	Kent Knebel	Tom Sprawls	Brian Smith
2013 April-2014 April	Dee Jacobs/Jerry Escobedo	Jerry Escobedo/Tom Sprawls	Lee Forbes



# Feature Story

## History of Alamo Squadron: The Club Continues to Grow

The club newsletters during this same period of time show that the club was participating in a number of community outreach programs. For example, the October 2015 newsletter contained an article about a Make-N-Take in which club members volunteered to serve as “coaches”, and which HobbyTown-USA sponsored. Plans were announced that the club would set up a “booth” at the upcoming Air Show at Randolph Air Force Base, always an event which was a great deal of fun for the volunteers.

The December 2006 issue presented a “Winner’s List” from the most recent monthly club contest. Of interest is that the winners were all models in a class other than “Aircraft”. Mike Picard’s 1/35<sup>th</sup> Stuart took 1<sup>st</sup> place. Rick Warring’s 1/700<sup>th</sup> USS San Jacinto took 2<sup>nd</sup> place. Rick Stanley’s 1/32<sup>nd</sup> Camaro took 3<sup>rd</sup> place. The Vice President submitted an article which summarized how the White Elephant Gift Exchange proceeded. This activity has become a tradition for Alamo Squadron, being part of the December meeting for many years, and is always an enjoyable and fun experience. In this same issue, Lee Forbes provided an article about his fifth trip to Scale Model World (IPMS/UK’s convention) in Telford, UK. (Author’s Note: To my knowledge, four Alamo Squadron members have made the trip to Telford in November in various years. Forbes holds the “most trips taken” record. Bob Davies won a Gold Award (I believe it was a Gold) for his collection of 1/48<sup>th</sup> scratch-built aircraft engines. Rob Booth has made the journey twice, most recently in November 2018. Rob served as a judge and also came home with a “Gold” for a Bf-108 in 1/48<sup>th</sup> scale. I made my 2<sup>nd</sup> trip, along with Rob. I also had a great experience serving as a judge, but my sole entry came up short. I did, however, get to check off that Box that reads “participated in one of the great-

est International Conventions and Contests in the World!)

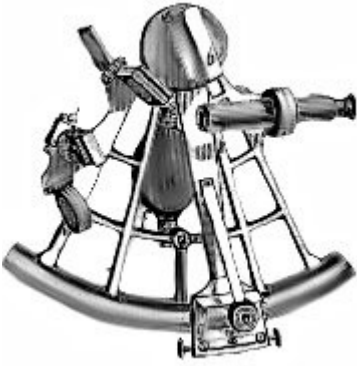
A significant change in club procedures and policy took place during Paul Lemmon’s Presidency in 2005-2006. Paul had published a Member Survey in a newsletter and he addressed some of the responses in his President’s column. In short, some members addressed their concern that ModelFiesta was taking up too much time at club meetings, and that club meetings should be focused more on modeling than about a contest for models. During Paul’s administration it became SOP for “All ModelFiesta-All the Time” to be done away with. Paul pointed out that there was certainly a need, and a responsibility, for the ModelFiesta Leadership Team to have time to address issues related to the event, but for most of the year the focus of club activities at meetings should be aimed directly at models, models, techniques, and products. (Author’s Note: In the last four years, MF-35 to MF-38) Rob Booth and Len Pilhofer have formalized ModelFiesta-related procedures and policies that have raised the level of “professionalism” that has been exhibited by the ModelFiesta Leadership Team during those events.)

During this timeframe, Alamo Squadron Members, Tony Ivone and Lee Forbes conducted a number of modeling clinics, where were known as the ABC program. The ABC, or Adult Build Class, program was created by Tony and Lee, and the main goal of the program was to instruct modelers in the “basics” of model building, with various techniques being demonstrated and with the instructor(s) to act as “on-site” mentors. The program was very successful and developed in a “member magnet” for Alamo Squadron and also for IPMS/USA through Alamo Squadron. The program has now evolved into a gathering known as “Build Day”.



# Feature Story

## History of Alamo Squadron: The Club Continues to Grow



**ModelFiesta 26** – ModelFiesta 26 was held at the Live Oak Civic Center on February 17, 2007. The Live Oak Civic Center was located not far from the intersection of Loop 410 and Loop 1604 on the north side of San Antonio. It has since been torn down. That land is now rented to small businesses and fast food outlets. Total “entry” count was 510, an improvement over the previous two years which saw 481 and 438 entries in ModelFiesta 24 and 25. Lee Forbes served as the Event Director, with Bob Carr and Kent Knebel supervising the Vendor area. Jeff Faucett and Lee Washburn served as Registrars. The identity of the Chief Judge was not recorded. The Theme for the event was “Gone Hollywood”. The tradition of honoring deceased members with Memorial Awards was continued, with 4 Memorial Awards being presented to honor Ruben Barre - Best Rotary/Tilt Aircraft, Tom Ward - Best WWI Aircraft, George Holmes - Best USMC Subject, and Bob Davies - Best “Golden Age” Aircraft



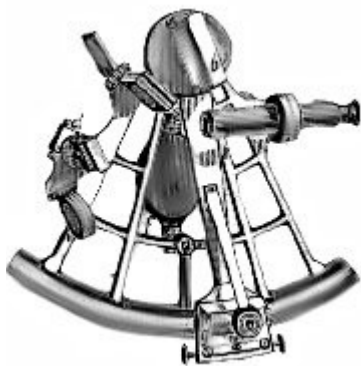
**ModelFiesta 27** – ModelFiesta 27 was held at the Live Oak Civic Center, the 14<sup>th</sup> ModelFiesta to be held in that facility. While the total entry count of 544 was recorded, the names of the winners was not archived in any documentation on hand. Rick Warring served as the Event Director, Kent Knebel served as the Vendor Coordinator, but those who served as Chief Judge and who filled other staffing positions



are not named in any available documentation. The Theme for this event was, “Damaged Goods”. The same Memorial awards that were presented to honor deceased members at ModelFiesta 26 were, again, presented at ModelFiesta 27.

**ModelFiesta 28** – ModelFiesta 27 was held on February 16, 2009, and once again, held at the Live Oak Civic Center. Unfortunately, the entry count was not recorded, however there were 537 images of entries from MF-27 that were posted within the IPMS/USA website. It is not known if that number represents the actual entry count, but it is safe to say that, at a minimum, there were 537 entries. This event would be the last





# Feature Story

## History of Alamo Squadron: The Club Continues to Grow

ModelFiesta for Rick Warring as the Event Director and the 1<sup>st</sup> ModelFiesta in which Dee Jacobs served as the Vendor Coordinator. No other names are recorded for any of the staff positions except the two just mentioned. The Theme was, “Oldie Moldies- Kits that were originally produced 25+ years ago or reissued without change.” There were 4 Memorial Awards presented, all of which were awards for the same members honored in previous events.

**ModelFiesta 29** – This event was held on February 21, 2010 and was the fifteenth ModelFiesta held at Live Oak. As with the previous event, no entry count number was recorded. Matt Neerman served at the Event Director, with Dee Jacobs handling the Vendor reservations and tables. The names of those who held the other staff positions that are “standard” at ModelFiesta were not recorded. The Theme award was, “Double or Nothing, two like subjects entered as one entry.” And, as in previous ModelFiesta the same 4 Memorial Awards were presented.

**ModelFiesta 30** – ModelFiesta 30 was also the annual Region 6 Convention and was held on Feb 19, 2011. Region 6 consists of those IPMS chapters in Texas, Oklahoma, portions of Kansas, Arkansas, and Louisiana. The IPMS Chapters put in a “bid” to host the annual convention and Alamo Squadron was pleased to serve as the host chapter. The Event Director was Dick Compton. This was Dick’s first event as Event Director although he had gained experience in previous ModelFiestas serving in various roles. Dee Jacobs served as the Vendor Coordinator, this being her third year serving in that role. As in the previous two events, documentation on who held other staff positions and on the total entry count were not documented. The available information does not include whether the 4 Memorial Awards were again presented.

**ModelFiesta 31** – On February 18, 2012 the 31<sup>st</sup> ModelFiesta was held, again, at Live Oak. An article in the March 2012 newsletter provides some documentation for this event. Vendor tables were at 100% occupancy (150+). Notable among the vendors were Hill Country Hobby (San Antonio) and King’s Hobbies (Austin, Tx). Also, Grex was present and there was always a good crowd at the Grex table, with passers-by handling the airbrush rig and “practicing” on a demo board that Grex set up. Rareplane Detective was present, having traveled across state lines. The Event Director and the Head Judge reported a total of 156 contestants registering 549 entries. 614 general admission tickets were sold (does not include children), and 745 raffle tickets were sold.

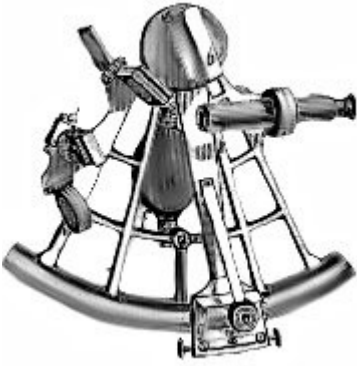


Dick Compton Holding MF-31 Award



# Feature Story

## History of Alamo Squadron: The Club Continues to Grow

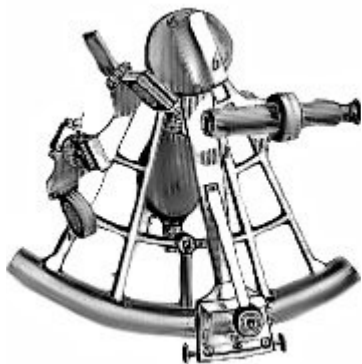


ModelFiesta 31 was Dick Compton's final ModelFiesta as the Event Director. Dee Jacobs, once again, organized the Vendor area. Matt Oldham handled model registration, and Rob Booth served as the Chief Judge. The Theme for this event was, "Operation Torch-Any Allied or Axis subject that participated in the 1942 invasion of N. Africa". A change was made in the list of Memorial Awards to be presented. There were only three rather than the four offered at previous events. Presented were the Tom Ward award - Best WWI Aircraft, Bob Davies award - Best "Golden Age" Aircraft, and James Smith award - Best WWII Axis Aircraft

The Memorial Awards for Ruben Barrera and George Holmes were not awarded, and, as memory serves, this was a decision made for several reasons. Going from 4 awards to 3 would lower expenses, and each year those awards presented would be rotated through a list of those being honored.

The final article in this historical review of Alamo Squadron will be presented in an upcoming issue of the Navigator. There were significant and positive changes made to ModelFiesta management, as well as changes to procedures and policies established by the E-Board. But that is a story for the next installment.





# Upcoming Events

IPMS Region 6

**Next Meeting: Thursday, January 3rd, 2019 at 7:00PM**

**Location: Northside Ford of San Antonio**

**January 27, 2019**  
**CALMEX XXXIII**  
**Lake Charles Civic Center**  
**9000 Lakeshore Drive, Lake Charles, LA 70602**  
<http://www.ipmsswamp.com/calmex.html>



**February 16, 2019**  
**ModelFiesta 38**  
**San Antonio Event Center**  
**8111 Meadow Leaf Drive**  
**San Antonio, TX 78227**  
<http://www.alamosquadron.com/modelfiesta>



**March 30, 2019**  
**RiverCon VIII 2019**  
**Bossier City Civic Center**  
**620 Benton Rd**  
**Bossier City, LA 71171**  
<https://www.facebook.com/RiverConIPMS/>



**March 30, 2019**  
**Tulsa Modelers Forum Contest**  
**Bixby Community Center**  
**211 N. Cabaniss Ave, Bixby, OK 74008**  
<https://www.tulsaipms.org/>



**April 27, 2019**  
**ModelMania 2019**  
**Stafford Convention Center**  
**10505 Cash Road, Stafford, TX**  
<http://www.ipms-houston.org/>




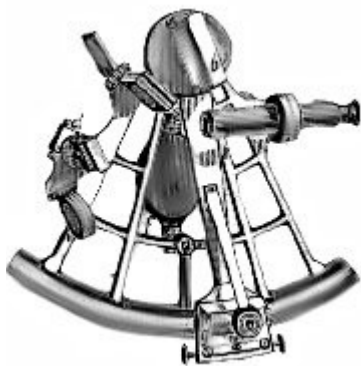




# Save The Date!

IPMS/USA National Convention 2019: 7-10 Aug 2019





# About Alamo Squadron

## Executive Board 2018-2019



**President**  
**Herb Scranton III**  
IPMS #48314  
president@alamosquadron.com



**Vice President:**  
**Jose Valdenegro**  
IPMS #50490  
vp@alamosquadron.com



**Treasurer:**  
Dana Mathes  
IPMS #43781  
sec-treas@alamosquadron.com

**IPMS/USA Alamo Squadron** was founded on November 17<sup>th</sup>, 1977 in San Antonio, Texas, for the enjoyment of building scale models and the camaraderie of the members. It is a hobby-centered social organization which, at its core, is focused on scale modeling of all kinds. It is an excellent source of information for those who wish to enhance their modeling skills and improve their modeling techniques, and is open and inviting to visitors and guests. Dues are \$24.00 a year, due to the treasurer on September 1st of each year.

Alamo Squadron has been hosting ModelFiesta since 1981. Locations have included the Wonderland Mall, a Holiday Inn, the Seven Oaks Motel & Convention Center, the Live Oak Civic Center and the new location in 2013, the San Antonio Event Center.



QR Code for our Web Site  
Scan it with your cell phone's QR software to get to our web site!



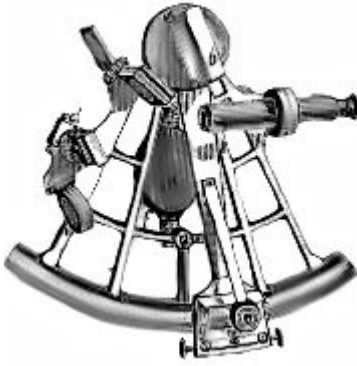
QR Code for our Facebook Page  
Scan it with your cell phone's QR software to get to our home on FB

[www.alamosquadron.com](http://www.alamosquadron.com)





# Final Words ...



Alamo Squadron's newsletter, "The Navigator", is published monthly by IPMS/USA Alamo Squadron of San Antonio, Texas for the enjoyment of the members of Alamo Squadron and its friends around the world. Articles, reviews, news items, and other hobby-related contributions are very welcome. Send text file, photos, and web sites as well as feedback to our editor, Len Pilhofer: [pilhofer@hotmail.com](mailto:pilhofer@hotmail.com)

<http://www.ipmsusa.org/>

IPMS/USA MEMBERSHIP FORM			
IPMS No.: _____		Name: _____	
Address: _____		First	Middle
City: _____		State: _____	
Phone: _____		Zip: _____	
E-mail: _____			
Signature (required by PO): _____			
Type of Membership: <input type="checkbox"/> Adult, 1 Year: \$30 <input type="checkbox"/> Adult, 2 Years: \$58 <input type="checkbox"/> Adult, 3 Years: \$86 <input type="checkbox"/> Junior (Under 18 Years) \$17 <input type="checkbox"/> Family, 1 Year: \$35 (Adult + \$5, One Set Journals) How Many Cards? _____ <input type="checkbox"/> Canada & Mexico: \$35 <input type="checkbox"/> Other / Foreign: \$38 (surface) Checks must be drawn on a US bank or international money order			
Payment Method: <input type="checkbox"/> Check <input type="checkbox"/> Money Order			
Chapter Affiliation, (if any): _____			
If Recommended by an IPMS Member, Please List His / Her Name and Member Number: _____			
Name: _____		IPMS No.: _____	
<b>IPMS/USA</b>		PO Box 56023	
Join or Renew Online at: <a href="http://www.ipmsusa.org">www.ipmsusa.org</a>		St. Petersburg, FL 33732-6023	




## Support your Local Hobby Shops!

For models, paints, books, decals, tools and more!



Email: [dibbleshobbies@gmail.com](mailto:dibbleshobbies@gmail.com)



<https://www.hillcountryhobby.com>



<https://www.hobbytown.com/san-antonio-tx/l108>