



# *The Navigator*

July 2020

**The Newsletter of the Alamo Squadron IPMS Chapter**

*The San Antonio chapter of the International Plastic Modelers' Society*

*A registered 501c-7 organization*

Team Lead for the National IPMS/USA Convention: 2020  
IPMS/USA Region 6 Chapter of the Year: 2016

IPMS/USA Region 6 Newsletter of the Year: 2017  
IPMS/USA Chapter of the Year: 1999 & 2005



## ***Stay-at-home, Stir-Crazy Newsletter Edition #3***

We continue our separation get-togethers so this issue continues with remote/virtual offerings. We hope there are safe, healthy community actions but a guy/gal has to model when he has to model. This issue is another reflection of our cravings to snip, fit and glue. Many thanks for sharing your activities! **STOP THE PRESSES: A combined face-to-face and dial-in meeting was held last month! See the WIP section in this issue.**

1. [President's Column](#)
2. [Monthly Club Contest](#)
3. [Works in Progress](#)
4. [Kit of the Month](#)
5. [Kit History](#)
6. [Book Review](#)
7. [Personal Artifacts](#)
8. [On the Horizon](#)
9. [Our Fearless Leaders](#)
10. [Acknowledgements](#)
11. [One More Thing...](#)

Editor: I try to avoid repeating information one can find elsewhere on the "dot com." To keep the newsletter filled with great local content, club membership contributions are encouraged and most welcome. Here are some useful items I can use to put together future issues each month: • Kit/in-box/build reviews • Modeling related articles • Commentary and featured columns • Neat, strange or otherwise shareable pictures • Book reviews • Trip or vacation write-ups. Anything you have can be used. Do not hesitate. Even a few paragraphs are always welcome. Don't worry about format: I'll make it work. Thanks, Sam.

**FOR Modelers and BY Modelers ABOUT modeling...**

---

# PRESIDENT'S COLUMN

*From the vision port...*



## How Did I Get Here?

It was in April of 2018. I said to my wife Kathie that I had found on the Internet a model club in San Antonio called Alamo Squadron. It seemed like an appropriate name. I had resurrected my high school hobby of model car building and thought a club might be a fun thing. I had built a few cars and aircraft with my son Travis when he was growing up. The General Lee (Dukes of Hazzard), a C130 (his uncle was a pilot), and Top Gun (do I need to explain?), and a few miscellaneous others. But it had been some years since I had smelled styrene. I didn't know what to expect from Alamo Squadron. Was this going to be a dozen guys hunkered over model tables?

So off I went to find Northside Ford. I took the wrong exit (west on Wurzbach), had to do a U-turn, and was late for the meeting. WIP, IPMS, I didn't know what those acronyms meant. Dana asked me at a recent lunch meeting what club I had belonged to in St. Louis where I am from. I laughed. I have never belonged to a model club until Alamo Squadron. Len approached me with a welcome and I was asked to introduce myself and state my area of modeling interest. When I said cars, there were notable oohs and aahs (did I hear a snicker or two?) I quickly realized that this was a real model club. There were aircraft, armor, sci-fi, a few autos, and one guy who built with paper. Really?!? The club had officers; there was structure, and even a model contest. There was one guy who kept insisting that a model contest theme should be "Make America Great Again". What was that all about? I was impressed and joined the next month. I still didn't know what IPMS meant, but I had figured out WIP.

Eleven months later I was being approached about filling the Vice President position, but had not been a member for a full year. Sure enough, one year later, I am being asked again, by more people this time, about the Vice Presidency. It didn't seem like a difficult job, so I threw my hat in the ring. No opposition, an election by a show of hands, and I am Vice President. Things are rolling along, Herb calls me on Tuesday evening, June 16, and says he has a personal/family problem and is resigning his position as President. I look up the bylaws and find that I am now President. That's how I got here!

I will try to do a decent job for Alamo Squadron. I have appointed (per the bylaws) Dana Mathes as Vice President. It was a great relief when he agreed to take the position. His experience with the club will help guide this "new guy" through these troubled times.



Keith Rule  
President  
Alamo Squadron



# MONTHLY CLUB CONTEST

(Photos by Herb Scranton III)



Summit Racing Funny Car by Keith Rule



1966 Shelby GT350H by Johnathan Griffith



Honda RA272 F-1 by Rowdy Bricco






# WORKS IN PROGRESS

REAL, LIVE AND IN-PERSON MODEL GOODIES SHARED WITH ALL  
(A combination of Works in Progress and monthly contest entries.)

(PHOTOS BY HERB SCRANTON III.)





Herb S. III: "We had 13 members show up for our May meeting at River Crossing Golf club. We also had 3 members on line. Len gave an update on the Nationals and Mark also gave an update on the on the 2021 model Fiesta. Keith did a model of the month and a class on clear coating."





# KIT OF THE MONTH

Article and photos from John Kress

Several months ago while visiting Dibble's Hobby Shop to pickup something; I saw this beautiful picture of one of my favorite Chevy's. The 1966 Chevrolet Impala SS was a refinement of the 1965 Chevrolet Impala SS that, I, as a 19 year old car nut, thought was pure class. I didn't have the extra money that day and when I went back the next week someone beat me to it. So I asked them to order one for me. To my surprise, when I opened my June 2020 copy of the Scale Auto Magazine there was a kit review of the same kit which the hobby shop notified me three days later had arrived.

When Hobby Lobby first re-opened after being closed for two (2) months, I stopped in to support them and used their 40% discount coupon to buy the Foose 1965 Chevrolet Impala SS. They are both Revell kits but what I wanted was a combination of both. So here goes.



First, the body has hardly any flash and only a slight mould where the rear roof pillar meets the fender. The top edge of all four fenders has a minor mold line which can easily be touched up with some fine sandpaper. The wheel well moldings on the right side are a little faint which could be a challenge.



Second, the chassis is great for detailing since the suspension and exhaust are separate parts. The engine has 21 parts with optional valve covers. The front suspension has eight (8) parts with an optional lowered A-frame unit. The rear suspension has 12 parts including the drive shaft and can be built stock or lowered.

The interior has nice engraving with separate side panels and two-piece front seats. There are seven (7) sprues molded in white, two (2) chrome sprues, one (1) clear – windshield, rear window and vent windows are separate pieces and one (1) red sprue for the tail lights.

It has two (2) sets of tires and wheels; one (1) set standard with white walls and a smaller diameter set if the low-rider option. It also has a nice decal sheet. It shares quite a few parts with the Foose '65 Impala; even the chassis's are identical.

I can't wait to get started on my '66 Impala SS 396. Maybe I can have it ready for Model Fiesta 40.

Happy Modeling,  
John Kress

---

# **KIT HISTORY**

## **THE STORY BEHIND AN OUT-OF-PRODUCTION MODEL KIT**

**Article by Lee Forbes, IPMS/USA #2297**

**Model kit and other photos provided by Natalie Forbes**

Some of you may recall that I authored an article in our August 2019 issue of *The Navigator* with the title “*For a Change of Pace...Help Restore a Warbird.*” The warbird was a P-40E depicting the “camo and markings” of the late American Volunteer Group (AVG) Ace David Lee “Tex” Hill who flew the real P-40 E “White 108” in May 1942, when he led a flight of four AVG replacement Warhawks during a bombing raid on a Japanese Army Division trapped in the Salween River Gorge that totally stopped their advance into Southern China. The restored P-40E “White 108” warbird is still being flown regularly as part of Jerry Yagen’s famous Flying Warbirds Collection located near Virginia Beach, VA. This famous airplane debuted in the USA when Jerry flew the airplane to the 2004 AVG Reunion held that year at Kermit Weeks’ Fantasy of Flight near Kissimmee, FL.

How does this restored P-40E relate to an out-of-production model kit you might ask? Well that’s the basis of this article, so bear with me. But first I have to tell you the story behind this particular model kit.

A few years after the end of WWII the Aluminum Model Toy (AMT) Company specialized in producing metal car and truck kits for many years. In 1967 AMT entered the field of producing plastic model kits by re-issuing FROG and Hasegawa kits in the USA. New decals and box art were created for this arrangement which lasted into the early 1970s. In 1975 AMT released a range of aircraft kits of their own design and all of these lasted until 1980. Additionally in 1978, Lesney/UK purchased all of the AMT assets and marketed some of their own Matchbox 1/72 kits in AMT boxes in the USA until 1982. In 1984, the Ertl Company acquired all the AMT molds from Lesney and began re-issuing these kits under their AMT/Ertl brand. About that same time AMT/Ertl purchased the Italian company ESCI (which in Italian is called, “Entei Scambi Coloniali Internazionali”) partly for their molds and partly for their distribution system. (Source: *The Collectors Value Guide for Scale Model Plastic Kits, Seventh Edition*, by John Burns, 1999 plus a May 2020 email from Tom Walsh who was then AMT/Ertl’s Director of Sales from 1985 until the mid-1990s.

One of the Primary Military Aircraft Research Consultants used by the AMT/Ertl product development department was an individual named Alan Griffith, who at that time lived in Mt Vernon, IA. I recall his name because he’ll play heavily in the production of the plastic model kit that is the subject of this article. He also had a long time ambition to form a model company of his own and to produce a line of aircraft plastic model kits. After leaving his consulting relationship with AMT/Ertl, an opportunity occurred that gave him the ability to pursue and establish his own model company he called, AMTech whose logo was copyrighted sometime in 2002 when he started production of both 1/48 and 1/72 aircraft kits. His first kit release was a beautiful 1/48 scale Ta-183 proposed WWII German jet fighter



---

that was never produced. After this kit, he made heavy use of previously unreleased AMT/Ertl kits which he had a major part in getting developed.

A longtime friend of mine, Jack Morris, the owner and decal designer for Sierra Hotel Custom Decal Company had also done extensive decal design work for Alan Griffith when he conducted research for AMT/Ertl in developing new aircraft model kits. Jack knew that I knew "Tex" Hill well as his volunteer "ghost writer" at that time and he contacted me on behalf of a project that Alan wanted to discuss with "Tex" Hill. I don't recall the particulars now but I arranged for Alan to meet with "Tex" in his home here in San Antonio, TX. I sat in on these discussions. At that time AMTech was already producing a line of aircraft model kits and Alan wanted to add "something special" to this line. What he had in mind was to release the previously tooled, but not released AMT/Ertl 1/48 scale model of a P-40E depicting the markings of one of the AVG replacement Warhawks the AVG had received before their inactivation July 4, 1942. He knew at that time that "Tex" had actually flown the AVG replacement P-40E "White 108" in combat.

As a marketing experiment, he wanted to see if modelers would be interested in special, limited release kits, featuring famous pilots and key missions they flew. At any rate "Tex" repeated the story about the Salween River Gorge bombing raid and how he used a replacement P-40E to drop bombs on the advancing Japanese Army Division. Upon hearing the story, Alan remarked, "That settles it," (or words to that effect) "I want to use his airplane for my special project."

It was agreed that "Tex" would autograph the kit box art or something similar to enhance its collectability and sales. Naturally, "Tex" would be paid for each of his signatures. "Tex" enthusiastically endorsed the project and asked me to help with the project in any way I could. I mentioned the background research I had already done on the "colors and markings" of Jerry Yagan's P-40E "White 108" warbird, and it was agreed to use a monograph that I would create describing the Salween River George bombing raid and have "Tex" autograph each copy and include that in the kit.

I volunteered to contact an aviation artist I had become acquainted with during an earlier project that I had arranged for the American Fighter Aces Association but that's another story. His name was Tom Tullis who lived in Brookville, OH. He was well known for his aircraft illustrations and aircraft decal design work. Upon describing the project to Tom, he was agreeable to creating the Box Art for the planned AMTech model kit depicting "Tex" Hill's P-40E "White 108" climbing away from his bomb run on the Salween River Gorge. Subsequently he and Alan agreed to also include a copy of the Box Art illustration autographed by Tom Tullis in the model kit as an additional bonus. Alan chose his friend and mine, Jack Morris, to design all of the decals to be included in the new P-40E model kit. Jack created "Tex" Hill's markings and those of the other AVG, former US Navy bomber pilots, involved in the bombing mission: Ed Rector, Tom Jones, and Frank Lawler.

Since the resultant new AMTech model kit of a 1/48 scale P-40E was a limited edition, only 1,000 kits were produced. Each was sequentially numbered and prominently displayed on the Box Art. "Tex" was given #0001 of 1,000, and I was given #0002 for my part in the project. I still have the kit, and will probably never build it because of its significance to me. As I recall, this commemorative kit was released sometime in 2004, but don't hold that to me for certain. Incidentally, this kit, AMTech,



number #487001, is still available in the aftermarket along with other 1/72 and 1/48 scale aircraft kits produced by AMTech.

The next time we have an “in person” meeting at our regular meeting place when this COVID-19 Pandemic is over, or at least slowing down, I’ll bring my “Tex” Hill P-40E collectable kit to the meeting for you to review. It was “state of the art” for its time, and the detailed instructions personally designed by Alan, were exceptional.




The AMtech "Tex" Hill Special, Ltd Ed. Kit #487001.



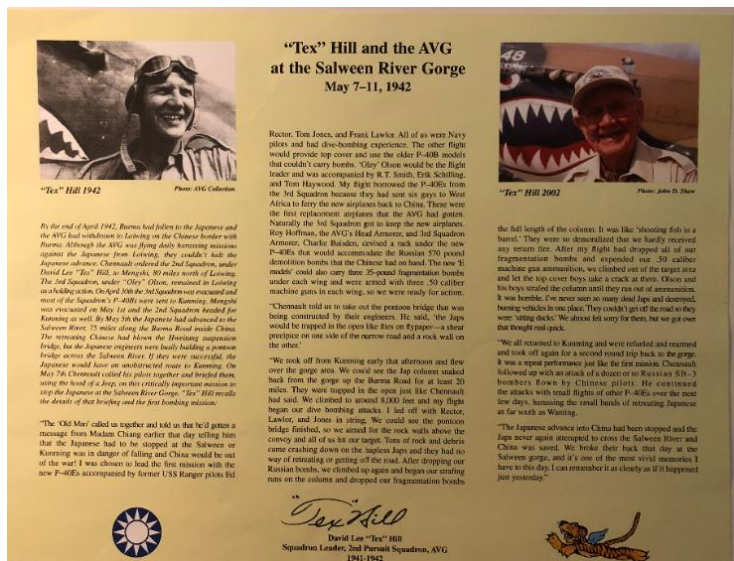
Decal sheet for making all four aircraft used in the Salween River Gorge bombing raid.



Plastic bags containing kit contents.



Plastic bag containing an extra fuselage.



The Monograph describing the Bombing Raid with "Tex" Hill's distinctive signature.


The Box Art Print signed by the artist Tom Tullis.





# BOOK REVIEW

(Modeling inspiration) by Sam Casas IPMS #40033



## Night Witches - The Untold Story of Soviet Women in Combat

By Bruce Myles

Soft cover

272 pages; 21 black/white photos

Published by Academy Chicago Publishers

Second printing 1997


[https://www.amazon.com/Night-Witches-Amazing-Russias-Pilots/dp/0897332881/ref=sr\\_1\\_1?dchild=1&keywords=night+witches&qid=1592768356&sr=8-1](https://www.amazon.com/Night-Witches-Amazing-Russias-Pilots/dp/0897332881/ref=sr_1_1?dchild=1&keywords=night+witches&qid=1592768356&sr=8-1)

Amazon.com: "In 1941, as Nazi hordes swept east into the Soviet Union, a desperate call went out for women to join the Russian air force. The result—three entire regiments of women pilots and bombers—was a phenomenon unmatched in World II. Through interviews with these courageous pilots, the author uncovers their story. Soon to be a major motion picture."

I am not sure I can elaborate or even try to enhance the feedback writings on the web site for this book other than to claim they are all spot on. The book's stories, told in anecdotal fashion, are interesting, easy to follow and I found myself often referring to online Google maps to identify the geographic locations cited since there are no drawn maps in the book.



The detailed aircraft described in the writings triggered my search and acquisition of 1/72 scale models to compliment my collections. Being a self-admitted "tread head" and hater of all things fuselage, you must realize this "trigger" was a strong calling. Here are pics of a few included photos as well as my WWII air fleet in their un-started state.





Box of Vintage Models ---many missing key parts with beat up contents.

# PERSONAL ARTIFACTS

Shared by Michael Buckley

## Gift Box Vintage Models vs. My Stash

*"I received a Box full of 1950-1960 vintage models found in my friend's basement in New York. Some partially started and many missing parts and instructions due to the poor condition of the packages. I also have a Stash of over 120 handpicked airplanes, ships, tanks that I most admire. So where to begin*

*during the enforced leisure of the Pandemic? Logic says "Stash", propinquity said "try the Box"; so decided to accelerate construction with eight (8) hours per Airplane and five (5) hours per Tank---but the Battlecruiser took 18 hours.*

*Probably shoulda worked from the Stash....."*



Ganged photo of 1/72 scale WWII – US P-61 Black Widow, Japanese Kawasaki, French Breuget twin engine fighter, WWI French Spad, and ME 109 Messerschmitt.



1/48 scale Russian Stalin & German Panther Tanks.

1/264 scale German Battlecruiser Bismarck, note fake bow wave and addition of Swastika on fantail.







# **On the Horizon**

## **Kit of the Month Submittals**

Each month club members are encouraged to bring one of their recent acquisitions to the meeting and open its box to let others peek inside. With a few brief comments and questions answered. We will get to know what is in the box and, chances are, rush home to order a copy. When you are ready to share your experience and thoughts, contact and coordinate with Club President Keith Rule at [krule1148@gmail.com](mailto:krule1148@gmail.com)

## **2020 Monthly Club Contest Themes and Presentation/Demos/Programs**

Date*	Contest Theme <sup>1</sup>	Program <sup>1</sup>	Presenter
Jul 2	Whenever we get around to it hopefully, we will restart these sessions onsite and in person.		
Aug 6			
Sep 3			
Oct 1			
Nov 5	White Elephant Gift Exchange	No Presentation	
Dec 3			


\*First Thursday of each month.

Source: <sup>1</sup><http://www.alamosquadron.com/meetings.html>

## Upcoming IPMS Region 6 Area Club Events

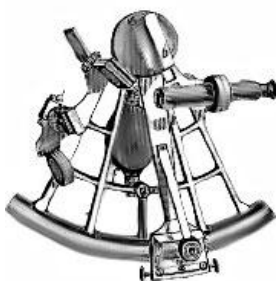
*Coordinate with Contacts to verify the schedule and location is accurate before finalizing plans.*

**Newly added since last issue.**

Date	Title	Contact	Location	Address
<del>July 11, 2020</del> <b>Canceled</b>	HAMS 14 <sup>th</sup> Annual Model Car Show & Contest An Automotives Show. <a href="https://www.ipms-hams.org/">https://www.ipms-hams.org/</a>	Rob McQuown – <a href="mailto:Robert.mcquown@sbcgloble.net">Robert.mcquown@sbcgloble.net</a>	Cypress Creek Christian Community Ctr.	6823 Cypresswood Dr, Spring, TX 77379
<del>July 29-Aug 1, 2020</del> <b>Rescheduled for August 2023</b>	<b>2020 IPMS National Convention</b>  Convention website: <a href="http://www.nats2020.com/">http://www.nats2020.com/</a>  IPMS-USA website: <a href="http://www.ipmsusa.org/">http://www.ipmsusa.org/</a> 4 Days of seminars, presentations, massive vendor area, local tours, great food, and model contest – All Located Deep in the Heart of Texas	 <b>COME AND MAKE IT</b> IPMS/USA NATIONAL CONVENTION <b>SAN MARCOS, TEXAS</b> JUL. 29 - AUG. 1, 2020  Convention Dir - Len Pilhofer <a href="mailto:director.nats2020@gmail.com">director.nats2020@gmail.com</a>  Vendor Coord - Craig Gregory <a href="mailto:vendor.nats2020@gmail.com">vendor.nats2020@gmail.com</a>	Embassy Suites & Convention Ctr.	San Marcos, TX (between Austin and San Antonio) 1001 E McCarty Ln San Marcos, TX 78666
<del>March 28, 2020</del> <b>Rescheduled for August 15, 2020</b>	RiverCon IX Reboot <a href="http://www.ipmsredrivermodelers.org/">http://www.ipmsredrivermodelers.org/</a>	Andy Bloom – <a href="mailto:Bloom4him@hotmail.com">Bloom4him@hotmail.com</a>	LSUS University Center	One University Place Shreveport, LA 71111
<del>April 18, 2020</del> <b>Rescheduled for August 22, 2020</b>	Route 66 Model Expo <a href="https://www.tulsaipms.org/">https://www.tulsaipms.org/</a> Contest includes all modeling genres. Vendor Area <a href="http://www.tulsaipms.com">www.tulsaipms.com</a>	Greg Kittinger - <a href="mailto:greg.kittinger@gmail.com">greg.kittinger@gmail.com</a>	Bixby Community Center in Bixby OK.	211 N Cabaniss Ave, Bixby, OK 74008
<del>April 25, 2020</del> <b>Rescheduled for Sept 27, 2020</b>	Modelmania 2020 Contest includes all modeling genres. Vendor Area <a href="http://www.ipms-houston.org/?page_id=11">http://www.ipms-houston.org/?page_id=11</a>	Ken Jackson – <a href="mailto:kw.jackson.1@hotmail.com">kw.jackson.1@hotmail.com</a>	Stafford Center	10505 Cash Road, Stafford, TX 77477
October 3, 2020	Capital Classic 2020 <a href="http://www.austinsms.org">http://www.austinsms.org</a>	<a href="mailto:jrforster@gmail.com">jrforster@gmail.com</a>	Travis County Expo Center	Austin, TX 78724

***Provided by Dick Montgomery IPMS #14003***





# CLUB ANNOUNCEMENTS

## Next Club Meeting

***Timing, Date and Method to be determined.  
Look for emails for up-to-date information.***



## Newsletter Article Contributions



Alamo Squadrons' newsletter, "*The Navigator*", is published monthly by the IPMS/USA Alamo Squadron club of San Antonio Texas intended for the enjoyment of the members of Alamo Squadron and its friends around the world. Articles, product reviews, news items, and other hobby-related contributions are most welcome. Send written text files or photos and web site URLs as well as any overall comments/suggestions feedback to our editor, Sam Casas at [scasas002@satx.rr.com](mailto:scasas002@satx.rr.com).

**Next Issue: August 2020**

**Target Release Date: Sun August 2**

**Article/Photo Submissions Are Due: Fri July 31**

## Website Biographies of Club Members

This is a way for members to learn a little bit of modeling-related information of their club mates to facilitate the sharing of knowledge and techniques in all modeling genres and various areas. In no way is this mandatory and only if you wish to share your info with other club members should you participate. Be aware whatever is posted on the Alamo Squadron website becomes open to the all the world... there are no security controls on our website. If you wish to have your bio published, please reach out to Keith at [krule1148@gmail.com](mailto:krule1148@gmail.com). Here is a link to the bios already on file for your review and for others to verify that their information is correct: [alamosquadron.com/members.html](http://alamosquadron.com/members.html)



---

# OUR FEARLESS LEADERS

## Executive Board 2019-2020

President	Vice-President	Treasurer
* Keith Rule	* Dana Mathes	Chris Settle

*\*updated June 24, 2020*

## About Alamo Squadron

**IPMS/USA Alamo Squadron** was founded on November 17th, 1977 in San Antonio, Texas, for the enjoyment of building scale models and the camaraderie of its members. It is a hobby-centered social organization which, at its core, is focused on scale modeling of all kinds. It is an excellent source of information for those who wish to enhance modeling skills and improve modeling techniques and is open and inviting to visitors/guests at all skill levels with a variety of modeling interests. Annual dues are \$12.00 a year paid to the Club Treasurer on September 1st of each year.



QR Code for the club website. Scan it with your cell phone's QR software to get to our web site!

[www.alamosquadron.com](http://www.alamosquadron.com)



QR Code for the club Facebook Page. Scan it with your cell phone's QR software to get to our home on FB.





# NATIONAL MEMBERSHIP

IPMS/USA is an organization dedicated to the hobby of Scale Modeling. Yearly membership includes a hard copy of the outstanding IPMS Journal mailed out six times a year, which is full of stories of interest on modeling subjects such as aircraft, armor, automotive, ships and figures. There are full listings of IPMS contests and swap meets, hints and tips articles and kit reviews. Being a member also allows one to participate in IPMS/USA sanctioned Regional Contests and the world-famous National Convention held each summer. You'll also have access to the online Member's Forum where a wide variety of society and modeling topics are discussed. In addition, many hobby shops offer discounts to IPMS/USA members. Check out the [www.ipmsusa.org](http://www.ipmsusa.org) website for more information.

**Note the change to the IPMS mailing address:**


IPMS/USA MEMBERSHIP FORM			
IPMS No.:	Name: _____		
	<small>If Renewing</small>	<small>First</small>	<small>Middle</small> <small>Last</small>
Address: _____			
City: _____	State: _____	Zip: _____	
Phone: _____	E-mail: _____		
Signature (required by P.O.): _____			
Type of Membership <input type="checkbox"/> Adult, 1 Year: \$30 <input type="checkbox"/> Adult, 2 Years: \$58 <input type="checkbox"/> Adult, 3 Years: \$86			
<input type="checkbox"/> Junior (under 18 years) \$17	<input type="checkbox"/> Family, 1 Year: \$35 (Adult + \$5, One Set Journals)		How Many Cards? _____
<input type="checkbox"/> Canada & Mexico: \$35	<input type="checkbox"/> Other / Foreign: \$38 (Surface) <small>Checks must be drawn on a US bank or international money order</small>		
Payment Method: <input type="checkbox"/> Check <input type="checkbox"/> Money Order			
Chapter Affiliation, (if any): _____			
If Recommended by an IPMS Member, Please List His / Her Name and Member Number:			
Name: _____		IPMS No.: _____	
<b>IPMS/USA</b>		PO Box 1411	
Join or Renew Online at: <a href="http://www.ipmsusa.org">www.ipmsusa.org</a>		Riverview, FL 33568-1411	

# ACKNOWLEDGEMENTS


## Support Our Local Hobby Shops...

...for models, paints, books, decals, tools and all your modeling needs!

*(Call ahead to verify their current store hours and shop visitation rules.)*



JEFF, MIKE AND JOANNIE  
[DIBBLESHOBBIES@GMAIL.COM](mailto:DIBBLESHOBBIES@GMAIL.COM)



David Schmidt  
[66zombies@gmail.com](mailto:66zombies@gmail.com)



[stephenj@collectmoretoys.com](mailto:stephenj@collectmoretoys.com)

←A local shop (mostly Bandai/Gundam) added as a local modeling haunt.

FROM GERRY ESCOBEDO:  
"STEPHEN SAYS: ... WE'LL DO A REFERRAL DISCOUNT 15% OFF ON MODEL KITS OF THEIR FIRST PURCHASE OR STATING THEY WERE REFERRED THROUGH THE GROUP OR THEIR FIRST PURCHASE AFTER SEEING THE NOTICE..."







## And our Meeting Site Sponsor:





# ONE MORE THING...

*Back by popular demand.... Spotlight on Celebrity Scale Modelers*

Celebrity	Favorite Tool	Current Project	My Tip to Others	I wish...
 Quentin T.	My God Hand nippers	Trumpeter 1/32 A-10 Thunderbolt	Plan ahead on how you will display your finished product.	My models could win a place in an IPMS-sanctioned contest.
 Jerry S.	Good ol' rattle can spray paint (Tamiya color range)	Tamiya 1/24 LaFerrari	Dry fit, dry fit, and then dry fit some more before gluing.	My wife better understood my modeling itch.
 Sofia V.	I love my X-acto cutting mat	1/144 Dragon SH-60F	Take a break every so often.	My accent was not so annoying to others.
 Britney S.	Sanding sticks	Gundam 1/100 MG ZMGF-X20A	Throw it away if it does not work the first time.	My boys would take up scale modeling.
 Gregg P.	Apoxie Sculpt	Scratch building a CSS Texas Ironclad	Research your subject well.	I have no wishes. Everything is wonderful.
 Dr. F.	AV airbrush cleaner	Meng 1/35 T-90	Do not buy a Monogram or Revell model tank model kit. Ever.	I had more shelf space for my finished models.