



# THE ALAMO SQUADRON NAVIGATOR DEC 2024

San Antonio, Texas

<http://www.alamosquadron.com/>



Winter is approaching and our drought continues. Canyon Lake is at record low levels and all boat ramps are closed. I do my part to conserve our water. I haven't used my lawn sprinklers in more than five years.

Natural grasses and horseherb have taken over 90% of my lawn. What is horseherb? It's a ground cover natural to south Texas – the one with the tiny yellow flowers. And it grows well in the shade where grass struggles. And it helps with the water bill – more money for model stuff. Our obsession with pristine lawns makes no sense to me – IMHO.

I trust you enjoyed Thanksgiving with friends and/or family. And Merry Christmas to all of you. I'm looking forward to our annual White Elephant Gift Exchange sponsored by our Grinch (Dick Montgomery). I see that Dick sent an email to all explaining the gift exchange as a reminder and for new members.

Many of us attended the Capitol Classic held November 9 and sponsored by the Austin

Scale Modelers Society. The Austin club moved their venue to the Williamson County Expo Center in Taylor. This venue turned out to be quite accessible from Tollway 130/45 where the speed limit is a cool 80. The venue is a large complex with the large open area sponsoring something to do with horses. But once you circled the complex and found the indoor facility you were there. Alamo Squadron members participated in the judging and were quite successful at the awards ceremony. I believe those results are published in this issue.

Do you have a project on your bench? Or in your model room, as I call it? If not, I would encourage you to find an inspiring kit, review the kit and plan your project, and get started. Spend just a little time each day and soon the project will be complete.

Our next meeting (White elephant Gift Exchange) is December 5 at Jordan Ford Facility on Pat Booker.

**See Ya' - Keith**

**Leadership Thoughts by Keith Rule**

**Because Bigger is Better**

**Mobius Mercury M-100 by Herb Scranton**

**Alamo Squadron Capital Classic Winner's Circle by Julio Caro**

**Some of My Favorite Spitfire and RAF Reference by Lee Forbes**

**North American OV-10A Walkaround by Devon McCollough**

**- What's on your bench? - Alan**





**BECAUSE BIGGER IS BETTER.**

<http://www.modelfiesta.com>



# MODEL FIESTA 43

CONTEST AND VENDOR EVENT  
JANUARY 4TH // 9AM-4PM

Subject theme:  
**BIG SCALES MODELS**  
ALL TYPE OF MODELS

New Braunfels Civic Convention Center  
New Braunfels, TX

Click on these  
MF 43 Updates



MF 43 Updates



# Mobius Mercury M-100

By Herb Scranton



## Greetings

### Alamo Squadron,

When is a Ford F-100 not a F-100? When it is a Mercury M-100. From 1948 to 1968 Ford of Canada did not offer the Ford F-100 but offered the Mercury M-100. The M-100 was essentially a Ford F-100 just rebadged as a Mercury M-100. All the parts for the M-100 were manufactured in the USA and shipped to Ford/Mercury Canada to be assembled and badged as Mercury M-100's.

Moebius has hit another home run. They just came out with the 1968 Mercury M-100 kit number 2740. I don't think anyone was expecting this kit, most American's weren't aware of the Canadian Mercury pick-up truck.

Moebius has truly nice box art with a picture of a Blue and White two-tone M-100 on the front and the same picture on all four sides. Besides the instructions on top, the box is filled to the

brim with plastic. So, let's start with the instructions. I really like the Moebius instructions; they are in color and easy to follow. There are 10 pages of building instructions, page 11 shows decal placement and the last page show all the colors available on the truck and the tu-tone color combinations. The M-100 can only be built one way, the custom. So, like the F-100 custom there is very little chrome. The kit has a small decal sheet that includes the lettering for the hood and tailgate, the air cleaner decal, dash board and the M-100 for the body trim.



In the box are one bag of chrome parts, a bag of distort free clear and red clear parts, a bag or 5 nicely molded no name tires, the cab and 5 bags of tan plastic. Typical of Moebius the plastic parts are nicely molded with fine detail and no flash that I could see. The chrome sprues are well done with

just right amount of shine.

As mentioned earlier this kit is meant to be built as the custom version of the truck with



the Ford 390 V8 with an automatic transmission. The kit does include the standard transmission but it is not listed in the instructions. My biggest beef with the Moebius 1967-1972 Ford trucks is they are all molded with the chrome strip down the side and the chrome along the bottom of the body. On the box art the chrome along the bottom is just painted over, but it should be removed for a proper custom cab and to build a proper base Ford/Mercury the chrome strip down the side of

the body needs to be removed. Lots of careful tedious sanding to correct. Fortunately, if you use the chrome bumpers, grill, and hubcaps and chrome foil the chrome the upper and lower chrome strips on the body you had a good representation of the Sport model of the M-100.

Overall, this a typical Moebius kit, very well molded with no flash and fine detail. They are making the most of their Ford truck molds and gave us a gem of a Mercury. I will probably build this kit as a Sport model so I don't have to spend hours sanding off the chrome strips on the body.



**Cheers Herb III**











# Alamo Squadron Winner's Circle—by Julio Caro

*Austin Scale Modelers Society 2024 "Capitol Classic" Show*

**WILLIAM KNEBEL** | *2024 Capitol Classic Show, Austin ASMS*

#	Photo	Model/Subject	Scale	Category	Award
1		German Luftwaffe Airfield Support Field	N/A	901 – Aircraft Diorama	 <b>1<sup>st</sup> Place</b>

**DAVID AUTH** | *2024 Capitol Classic Show, Austin ASMS*

#	Photo	Model/Subject	Scale	Category	Award
1		Mercedes-Benz 500SL	1/24	404 - Factory Show-room	 <b>2<sup>nd</sup> Place</b>
2		MGB Rally Car	1/24	409 - Cubside	 <b>2<sup>nd</sup> Place</b>
3		Ford Bronco	1/25	401 – Automotive, Box Stock	 <b>3<sup>rd</sup> Place</b>
4		1965 Chevelle Surf Wagon	1/25	403 – Street Machine	 <b>3<sup>rd</sup> Place</b>

# DANA MATHES | 2024 Capitol Classic Show, Austin ASMS

#	Photo	Model/Subject	Scale	Category	Award
1		Dingo Scout Car		320 – Classic Kit, Any armor model made from a pre-1979 kit	 <b>1<sup>st</sup> Place</b>
2		Type 10 Tank		310 – Fully Tracked AFVs (1960 to present)	 <b>1<sup>st</sup> Place</b>
3		Leopard, AS1		310 – Fully Tracked AFVs (1960 to present)	 <b>2nd Place</b>
4		Conqueror II		303 – ARMOR, All Types	 <b>2<sup>nd</sup> Place</b>
5		Main Battle Tanks	N/A	801 – COLLECTIONS	 <b>2<sup>nd</sup> Place</b>
6	Sorry I don't have a picture of the entry but believe me, it was beautiful. 😊	F-4D Phantom II, Centurion Mk III and 1955 Chevy Step Side	N/A	802 – Triathlon <b>Best Collection</b>	 <b>1<sup>st</sup> Place</b>



# MICHAEL WILLIAMSON | 2024 Capitol Classic Show, Austin ASMS







#	Photo	Model/Subject	Scale	Category	Award
1		M1931 (B4) 10 203mm Howitzer	1/35	305 – Artillery (Towed, carriage mounted or emplaced)	 <b>1<sup>st</sup> Place</b>
2		SAM 6	1/35	310 – Fully Tracked AFV (1960 to present)	 <b>1<sup>st</sup> Place</b>
3		NASA M113 Armored Recovery Vehicle	1/35	601 – Science Fact: Space, Land, and research vehicles	 <b>1<sup>st</sup> Place</b>
4		Kratos Heavy Tank	1/500	602 – Science Fiction: Space, Land and Sea Vehicles	 <b>1<sup>st</sup> Place</b>
5		ABC War Robot	1/9	602 – Science Fiction: Space, Land and Sea Vehicles	 <b>2<sup>nd</sup> Place</b>
6		Imperial Fist, Interceptor Assault Squad	1/56	803 – Miniature Army	 <b>2<sup>nd</sup> Place</b>

7		M4A1 Sherman w/ Calliope "Screamin Mini"	1/32	320 – Classic Kit, Pre 1979	 <b>3<sup>rd</sup> Place</b>
8		8-inch Mk. VI Howitzer with Caisson and Model B 3-Ton Truck	1/72	302 – Artillery (Towed, carriage mounted or emplaced	 <b>3<sup>rd</sup> Place &amp; Best RODEN Kit Special Award</b>
9		Mk A Whippet British Tank	1/35	308 – Fully Tracked AFV (up to 1959) Single col- or	 <b>3<sup>rd</sup> Place</b>
10		Egyptian T34-100 SPG	1/35	310 – Fully Tracked AFVs (1960 to present)	<b>Hill Country Scale Mod- elers Poker Chip</b>





# HENRY NUÑEZ | 2024 Capitol Classic Show, Austin ASMS

#	Photo	Model/Subject	Scale	Category	Award
1		U.S. Combat Medic	1/35	701 – FIGURES, Painters Division	 <b>First Place</b>
2		Sgt. Horvath, 2 <sup>nd</sup> Ranger Battalion	1/35	701 – FIGURES, Open Division <b>Best Figure Award and “The Movies”, Best Theme Award (Based on the movie Saving Private Ryan)</b>	 <b>First Place &amp;</b>
3		Surrounded! Bastogne, December, 1944		904 – DIORAMA, Figures	 <b>First Place</b>



# ROB BOOTH | 2024 Capitol Classic Show, Austin ASMS

Photo	Model/Subject	Scale	Category	Award	
	British Ferret Scout 302	1/35	304 – Armored Cars & APCs	 3 <sup>rd</sup> Place	
	Stryker M1126 MGS	1/72	302 – ARMOR, 1/72 or Smaller (All types/eras)	 1 <sup>st</sup> Place	
	Shelby Series One	1/24	401 – AUTOMOTIVE, Box Stock	 1 <sup>st</sup> Place	
	Wounded Triceratops	N/A	701 – FIGURES, Painters Division	 3 <sup>rd</sup> Place	





# KEITH RULE | 2024 Capitol Classic Show, Austin ASMS





Photo	Model/Subject	Scale	Category	Award	
	'32 Ford Roadster		402 – AUTOMOTIVE, Street Rod (1950s and Earlier)	 <b>1<sup>st</sup> Place</b>	
	'32 Ford Tow Truck		407 – AUTOMOTIVE, Commercial Vehicle & Light Trucks	 <b>First Place</b>	
	Shelby Cobra		403 – AUTOMOTIVE, Street Machine (1951 & Later)	 <b>First Place</b>	
	1958 Cadillac		401 – AUTOMOTIVE, Box Stock	 <b>First Place</b>	
	Chevy Tractor & Tanker Trailer			 <b>First Place</b>	

# KEITH RULE | 2024 Capitol Classic Show, Austin ASMS

	<p>1947 Fleetmaster Lowrider</p>		<p>410 – AUTOMOTIVE, Custom</p>	 <b>First Place &amp; Best Automotive Award</b>
	<p>BMW 500 Motorcycle with Sidecar</p>		<p>411 – AUTOMOTIVE, Motorcycles</p>	 <b>2<sup>nd</sup> Place</b>
	<p>McLaren F1 GTR</p>		<p>406 – AUTOMOTIVE, Competition – Closed Wheel</p>	 <b>3<sup>rd</sup> Place</b>
	<p>'32 Ford Phaeton</p>		<p>404 – AUTOMOTIVE Factory/Showroom Stock</p>	 <b>3<sup>rd</sup> Place</b>



## JOHN KRESS | 2024 Capitol Classic Show, Austin ASMS



Photo	Model/Subject	Scale	Category	Award	
	Austin Power's 1962 Jaguar XK-3 SHAGUAR	1/25	401 – Box Stock		2 <sup>nd</sup> Place
	Battleship Yamato Anchors	1/16	1002 – Miscellaneous, Mechanical & Structural		3 <sup>rd</sup> Place



## DAVID AUTH | 2024 Capitol Classic Show, Austin ASMS

Photo	Model/Subject	Scale	Category	Award	
	Mercedes-Benz 500SL	1/24	404 - Factory Show-room	 2 <sup>nd</sup> Place	
	MGB Rally Car	1/24	409 - Cubside	 2 <sup>nd</sup> Place	
	Ford Bronco	1/25	401 – Automotive, Box Stock	 3 <sup>rd</sup> Place	
	1965 Chevelle Surf Wagon	1/25	403 – Street Machine	 3 <sup>rd</sup> Place	

## ADAM STEPHENSON | 2024 Capitol Classic Show, Austin ASMS

Photo	Model/Subject	Scale	Category	Award	
	Grumman F-14	1/48	901 – Aircraft Diorama	 2 <sup>nd</sup> Place	




# SOME OF MY FAVORITE SPITFIRE & RAF REF

By Lee Forbes IPMS # 2297

At a meeting several years ago a number of Club members, including me, spoke about some of our favorite references concerning our area of modeling interest. As several of our members know, I've been a fan of Spitfires and other RAF fighter aircraft for most of my adult modeling life. And, I've been true to my favorite scale, 1/72, all these years. In fact, I've taken my Spitfire/Seafire Collection to numerous contests throughout IPMS Region 6 and have won many 1<sup>st</sup> Places with it, as well as, placing 3<sup>rd</sup> with it at our 2003 IPMS/USA National Convention, in Oklahoma City, OK in the Individual Collection Category. I digress, let's talk about some of the references I often refer to when building Spitfires.

The first one is called *SPITFIRE THE HISTORY*,




BY Eric B. Morgan and Edward Shacklady, and is published by Key Publishing Ltd., P.O. Box 100, Stamford, Lines, PE9 IXQ, England. My edition was the Third Impression dated 1989. The book weighs around five pounds and contains 634 pages, including the index. This book appeals to the scale modeler as well as to aeronautical engineers. It contains loads of background information on the evolution of every mark of Spitfire produced starting with the Supermarine Type 224 and concludes with the Spiteful and Seafang ; countless engineering drawings; black and white photos of actual aircraft; several pages of color plates regarding camo and markings; and in case you're interested, it contains all of the serial numbers for every mark ever produced! It's an expensive book. When I procured my copy it was around \$100.00 (USD).



The next three references that I'll discuss were purchased during one of my trips to the IPMS/UK National Convention in Telford, England. I had the good fortune to attend the Telford show in 2000, 2001, 2002, 2003, 2005, and 2006. As an aside, this Show is a must on your "bucket list." These references are called ON TARGET PROFILES and were published by the Aviation Workshop Publications, Ltd., Brook Barn, Letcombe, Regis, Wantage, Oxford-

camo layout, squadron markings, and frequently the name of the pilot who flew the airplane. So you have all the information you need to model a particular subject. Additionally, you can get 1/72 and 1/48 scale decals of the featured plan view marks.

Another ON TARGET PROFILE I refer to is number 8. It's titled Photo Reconnaissance Spitfires in Worldwide Service, by Jon Freeman. It features 50 pages of information



shire, OX12 9JD, United Kingdom.

My favorite ON TARGET PROFILE is number 4. It is titled Spitfire Mk I to VI in the European Theater of Operations, by John Freeman, along with the series editor, Neil Robinson. It contains 34 pages of boundless information and color profiles of each type from the Supermarine Type 300, to the HF Mk VI. The pages are printed in high quality gloss paper and depict single sided profiles and at least one plan view with top, bottom, and left and right profiles, of each Mark. The printed colors are as close to the actual colors as I've ever seen a print medium. Each individual aircraft profile depicts the

that applies to all of the PR Spitfire marks. This PROFILE contains the same type of color profiles and plan views, but also contains color and black and white photographs of PR Spitfires in action. You are also introduced to such colors as Camotint, Light Pink, PRU Mauve, Sea green, and other lesser known colors used on the PR Spitfire marks. There is also a section depicting PR Spitfires in the markings of other Nations, most of these are PR Spitfire Mk XIXs and are in painted in overall PRU Blue.

The final ON TARGET PROFILE in my collection is profile number 5. It's titled Supermarine Seafire Mk Ib -Mk 47, by Jon Freeman and series editor, Neil Robinson. It



contains 46 pages of information about Seafires that are the navalized versions of Spitfire marks. For example, The Seafire Mk Ib started service as a Spitfire Mk Vb and while the Seafire Mk Ilc was produced as a Navy fighter, it was a derivative of the Spitfire Mk Vc. The same was true for later Seafire marks. Most Seafires lost some top speed compared to comparable Spitfire marks when "beefed up" landing gear and tail hooks were added to their gross weight. In this publication we are introduced to the use of colors suited for flying over water. The Temperate Sea Scheme of Extra Dark Sea Grey and Dark Slate Grey over Sky Type S being the most common. Later Seafire marks were painted Extra Dark Sea Grey in different applications over Sky Type S. In my opinion this reference is probably the best compendium of information on Seafires that has been published to date. Lastly it is of the same quality and accuracy of colors as the other ON TARGET PROFILE series.

The last British publication I use is titled CAMOUFLAGE & MARKINGS, RAF FIGHTER COMMAND, 1936-1945, by James Goulding and Robert Jones. The book contains 294 pages of outstanding reference material on all of the Fighter Aircraft the RAF used before and during WWII, including US Lend Lease types. The book was published in the US by Doubleday & Company, Garden City, New York in 1971 and retailed for \$14.95 at that time. I don't recall where I purchased



my copy, but it might have been Half Price Books, because I only paid \$7.95 for it and that was annotated on my copy in pencil. For my money, this is the "Bible" for fans of RAF Fighter types. I contains black and white photographs, color plates, plan view drawings showing left and right profiles and bottom colors and markings of each Fighter type featured in the book. You get exact layouts for the disruptive type of camouflage used by the RAF with measurements in feet and inches for the placement of standardized markings for various time periods as the War progressed. Frankly, I can't say enough good about this reference. As you might have suspected the authors' research did not include Fleet Air Arm fighter types, but the ON TARGET PROFILE number 5 mentioned above, fills that void very nicely. No doubt this book is probably out of print, but if you ever locate a copy at a Model Contest, or at a IPMS/USA National Convention, or a book store specializing in out of print books, buy it, you won't regret it!

The last Spitfire reference is "Made in the USA" and it's one we're all familiar with. It's the SPITFIRE IN ACTION AIRCRAFT NO. 39 by Jerry Scutts (who I believe is a British Author) and contains 58 pages of great information. It's published by Squadron/Signal Publications Inc., 1115 Crowley Dr., Carrollton, TX 75011-5010. My booklet was copyrighted in 1980. This booklet is loaded with black and white photographs, color plates, and lots of drawings depicting the wing shapes and armament of the various marks. All of the information any fan of Spitfire/Seafire marks needs is contained in this reference, but in a condensed form. Several marks have

complete descriptions of performance specifications that will be of interest to those individuals who relish this type of data. I don't recall how much I paid for this booklet, but it was less than \$10.00 as I recall. I still use this reference a lot when I'm in a hurry to look up something quickly about a particular Spitfire/Seafire mark.

That was just a sampling of my Spitfire/Seafire References. I have another 33 books and booklets in my RAF Collection, not to mention nearly all of the Osprey Fighter Aces series of various WWII British Fighter Aces and their Fighter Types. And one of the prizes in my Spitfire/Seafire collection is a re-

print of a July 1940, Pilots Manual for the Supermarine Spitfire marks IIa and IIb, and it's only 26 pages long cover to cover, with detailed photographs of the cockpit and instrument panel pointing out the location of everything needed to fly it from takeoff to landing. If you have any questions about any of the above Spitfire/Seafire references, I'd be happy to discuss them with you at one of our Club meetings.

**Cheers, Lee**





# North American OV-10A Bronco Walkaround

***By Devon  
McCollough***



The Hill Aerospace Museum located in Ogden, Utah adjacent to Hill Air Force Base, displays a variety of aircraft. Here are a few shots I took of their OV-10A while I was visiting in 2023. The OV-10 was designed for the Counter Insurgency (COIN) and Forward Air Control (FAC) missions.



The weapons load on this aircraft consists of four LAU-131 rocket pods and four 7.62mm machine guns and a centerline external fuel tank as would be used for the Forward Air




A couple views of the canopy showing the windshield wiper on the center of the windscreen.



The pitot tube mounting angle can be seen in this view from the left side. Also note what appears to be an orange light on the right side of this picture. There is an identical one on the right side of the fuselage as seen in the next photo.







LAU-131 rocket launchers mounted on the left stub wing. The two left side machine gun muzzles can be seen protruding from the leading edge. White phosphorous rockets would have been used to mark targets for airstrikes.



The right wing stub showing a different angle of the weapons mounting





View from the aft right side showing the back of the right side rocket launchers and the center-line drop tank.



This displayed LAU-131 shows typical wear patterns and



The left side of the cockpit.  
Some details of the ejections  
seats and the gunsight can be  
seen through the canopy.

Left side of the front  
cockpit.



Left side of the aft cockpit





Head on view of the right boom and engine. The engine has red intake covers installed as can be seen above the propeller spinner. Also note the engine exhaust on the outboard side.



A different view of the outboard side of the right boom showing the engine exhaust and an air intake as well as the top of the right main landing gear strut.

Side on view of the right main landing gear with its trailing link design.




This view shows what appears to be a green light under the right wing.





The left wing has a corresponding red light, most likely part of the navigation light system as seen in the following photo.



The right main gear well appears to be relatively uncluttered.



Right side aft section showing a towel rack style antenna above an orange light similar to those on the nose.



Right side view of the right vertical and rudder.



View from directly behind the fuselage pod. Note the tow rack antenna on the inside of the right boom, and the long whip antennae on top of both left and right booms near the wing trailing edge. The aft end of the fuselage is hinged on the left side and can be opened to allow carriage of internal loads such as paratroops or stretchers.



Left side overall view of the aircraft. Note the red navigation light on the front of the wingtip, turbulators on the leading edge of the aileron and balance weight on the aileron trim tab.



### **Dibbles Hobbies**

1029 Donaldson Ave,  
San Antonio, TX 78228  
(210) 735-7721

### **Hill Country Hobby**

9355 Bandera Rd Ste-118  
San Antonio, TX 78250  
(210) 681-2007

### **Hobby Town**

1309 N Loop 1604 W  
Vineyard Shopping Center, Suite 101  
San Antonio, TX 78258-4769  
(210) 236-5527



### **Model Fiesta Cuarenta y Tres (43)** **Website**

<http://www.modelfiesta.com>



### **Alamo Squadron Website**

<http://www.alamosquadron.com/index.html>



For IPMS Membership  
information please visit:  
<https://myipmsusa.org/>  
Go to membership page



### **Alamo Squadron Facebook**

<https://www.facebook.com/groups/114044928625406>



Art Arfons set the land speed record three times from 1964 to 1965 with the Green Monster



**Navigator Editor**  
Alan Larrumbide  
[larrumbide@sbcglobal.net](mailto:larrumbide@sbcglobal.net)